



OPTO ENGINEERING

ITA168-10GM-10J | DATASHEET

Area scan camera 16.8MP, Sony IMX387, CMOS Global shutter, 4/3", Mono, 10 GigE, POE, M42x1 FD 12 mount



KEY ADVANTAGES

MADE IN ITALY

Cameras designed and manufactured in Italy by Opto Engineering.

TOP QUALITY SERVICE

5 years warranty.

HIGH ROBUSTNESS

Aluminum body & steel lens mount, shock & vibration certified, wide temperature range.

MAXIMUM CONNECTIVITY

Isolated PoE supply, broad range of I/Os, serial communication.

HIGH PROCESSING CAPABILITY

Large on-board image buffer, large FPGA.

EXCELLENT QUALITY/PRICE RATIO

GEN*i*CAM

GigE
VISION

1288
EMVA Standard Compliant



The **ITALA-10G series** is a series of GigE Vision industrial cameras designed and manufactured in Italy by Opto Engineering®.

KEY FEATURES



10 GIGE



12-24 VOLT



POWER OVER
ETHERNET



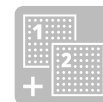
12-BIT DEPTH



BURST



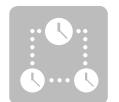
FAST
TRIGGER
MODE



DUAL
EXPOSURE



SEQUENCER




PRECISION
TIME
PROTOCOL



SCHEDULED
ACTION
COMMAND



REGION OF
INTEREST



BINNING
AND
DECIMATION



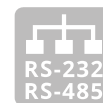
CHUNK DATA



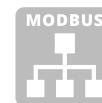
OPTO
ISOLATED I/O



ENCODER



DUAL SERIAL
INTERFACE



MODBUS



API C



API C++



API C#



API Python



WINDOWS



LINUX

All product specifications and data are subject to change without notice to improve reliability, functionality, design or other. Photos and pictures are for illustration purposes only. Data are reported by design, actual lens performance may vary due to manufacturing tolerances.

SPECIFICATIONS

Sensor Specification

Megapixel	16.8
Resolution	5472 x 3084
Sensor format	4/3"
Sensor diagonal (mm)	21.7
Pixel size (µm)	3.45
Sensor model	IMX387
Sensor type	CMOS
Shutter	Global
Chroma	Mono

Connectivity

Data connector	RJ45
Data interface	10 GigE
I/O connector	12-pin Hirose
I/O interface	2x opto-isolated input 4x opto-isolated output
Serial interface	RS232, RS485
Liquid lens controller	no
Encoder interface	yes, incremental
Power supply (V)	12-24, PoE (IEEE 802.3af class 2)
Max power consumption ² (W)	14

Compliance

Standards	GigE Vision 2.2, GenICam, GenTL
Client software	ITALA View or other GigE Vision 2.x software
Operating systems	64-bit Windows 10/11 Ubuntu 18.04/20.04/22.04
Shock and vibration	-
Warranty (years)	5

Mechanical Specifications

Mount	M42x1 FD 12
Dimensions (mm)	52.5 x 52.5 x 64.7
Clamping system	16x M3 threaded holes (on all sides)
Mass (g)	292

Camera Specification

Filter	AR glass
Frame rate ¹ (fps)	39.7
Frame rate burst (fps)	39.7
Exposure time	2.40 µs - 10 s
ADC resolution (bit)	10/12
Dynamic range (dB)	70.6
Gain range (dB)	0-48
SNR (dB)	39.9
Image buffer (MB)	896
Image processing	Binning, decimation, ROI, gamma, black level, LUT, defective pixel correction
Pixel formats	Mono 8/ 10p/ 10Packed/ 12p/12Packed
Chunk data	yes
User sets	3
Timers/Counters	2/4
Synchronization	Free run, software trigger, hardware trigger, PTP (IEEE 1588)

Environment

Operating temperature ³ (°C)	-25 - +65
Storage temperature ⁴ (°C)	-10 - +60
Operating relative humidity (%)	20-80, non condensing
IP rating	IP30

¹ Color-model's fps are calculated using BayerRG8 pixel format

² Measured with 24V power supply

³ Case temperature, measured on the front part of the camera body

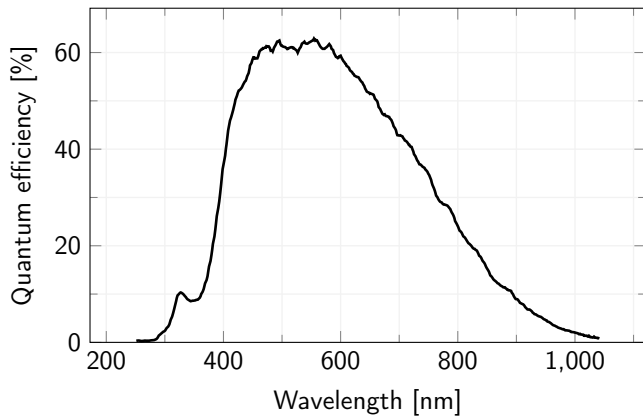
⁴ Ambient temperature

HIROSE PINOUT



Pin	Signal
1	GND
2	+VIN
3	Opto OUT 3
4	Opto IN 0
5	Opto OUT 2
6	Opto OUT 0
7	Opto REF GND
8	RS232 RX
9	RS232 TX
10	Opto REF V+
11	Opto IN 1
12	Opto OUT 1

SENSOR QUANTUM EFFICIENCY



FILTERS TRANSMISSION



RECOMMENDED ACCESSORIES

Opto-Engineering® suggests the following accessories to power the camera:

- **RT-A72-0418-05**, Ethernet cable, CAT6A, industrial level, high flexible cable with screw, 5 m
- **RT-A65-7105-05**, I/O cable, side 1 HIROSE 12 pin, side 2 cable end, 5 m
- **RT-POE60U-560-X-R**, 60W Single Port Power-over-Ethernet IEEE802.3bt Power Injector

COMPATIBLE PRODUCTS

Full list of compatible products available [here](#).



A wide selection of innovative machine vision components.

All product specifications and data are subject to change without notice to improve reliability, functionality, design or other. Photos and pictures are for illustration purposes only. Data are reported by design, actual lens performance may vary due to manufacturing tolerances.